


Annual Town Meeting

April 26, 2021



Article 4 - FY '22 Budget



Ayer Select Board
Ayer Finance Committee

Robert A. Pontbriand, Town Manager
Lisa A. Gabree, Town Accountant/Finance Director

Budget Building Blocks

REVENUE

\$31,777,087

STATE AID	\$986,890
TAX LEVY	\$26,342,132
LOCAL RECEIPTS	\$2,301,396
FREE CASH	\$1,553,607
CAPITAL STABILIZATION	\$115,007
ENTERPRISE FUND IMPACT	\$880,169
(CHERRY SHEET CHARGES)	(\$402,114)

EXPENSE & SAVINGS

\$31,777,087

OMNIBUS	\$16,252,201
AYER SHIRLEY REGIONAL SCHOOL ASSESSMENT	\$12,680,749
NASHOBA VALLEY REGIONAL ASSESSMENT	\$954,155
OPEB (GASB 45) FUNDING	\$300,000
STABILIZATION FUNDING	\$795,607
OTHER ARTICLES	
Capital Assets	\$115,007
UDAG Replenishment	\$230,000
Forward fund pension	\$300,000
All Other Articles	\$149,368



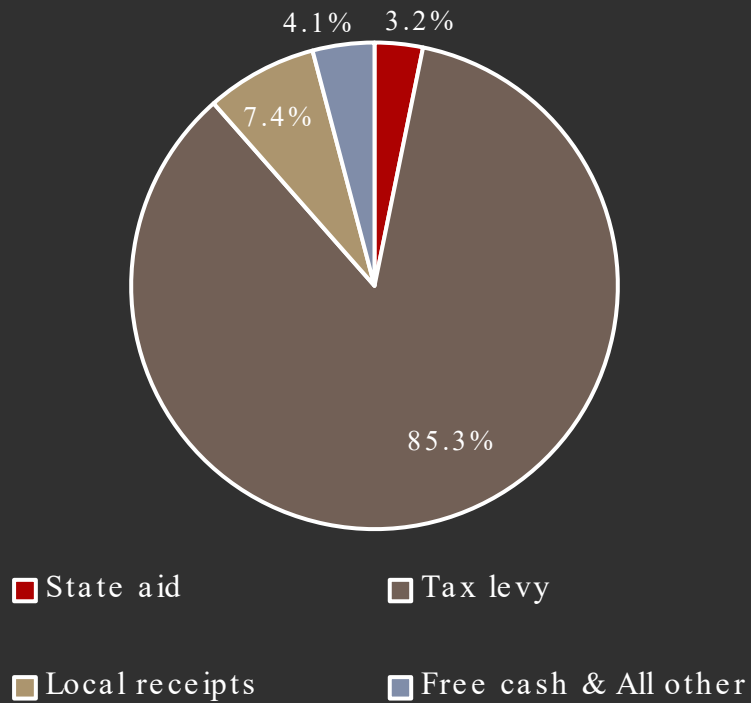
BALANCED BUDGET

Includes \$796K to Stabilization/ Capital Stabilization and
\$300K to OPEB

Revenue and Expenditures

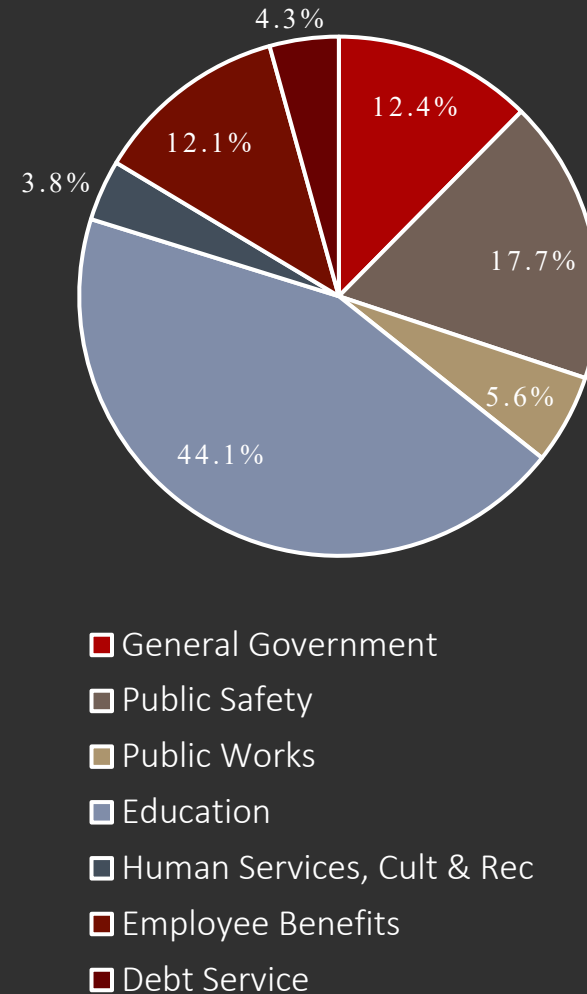
General Fund Revenues

General Fund Revenues	
State Aid	\$986,890
Tax Levy	\$26,342,132
Local Receipts	\$2,301,396
Free Cash & All Other	\$1,266,500
Total Revenues	\$30,896,918



General Fund Expenditures

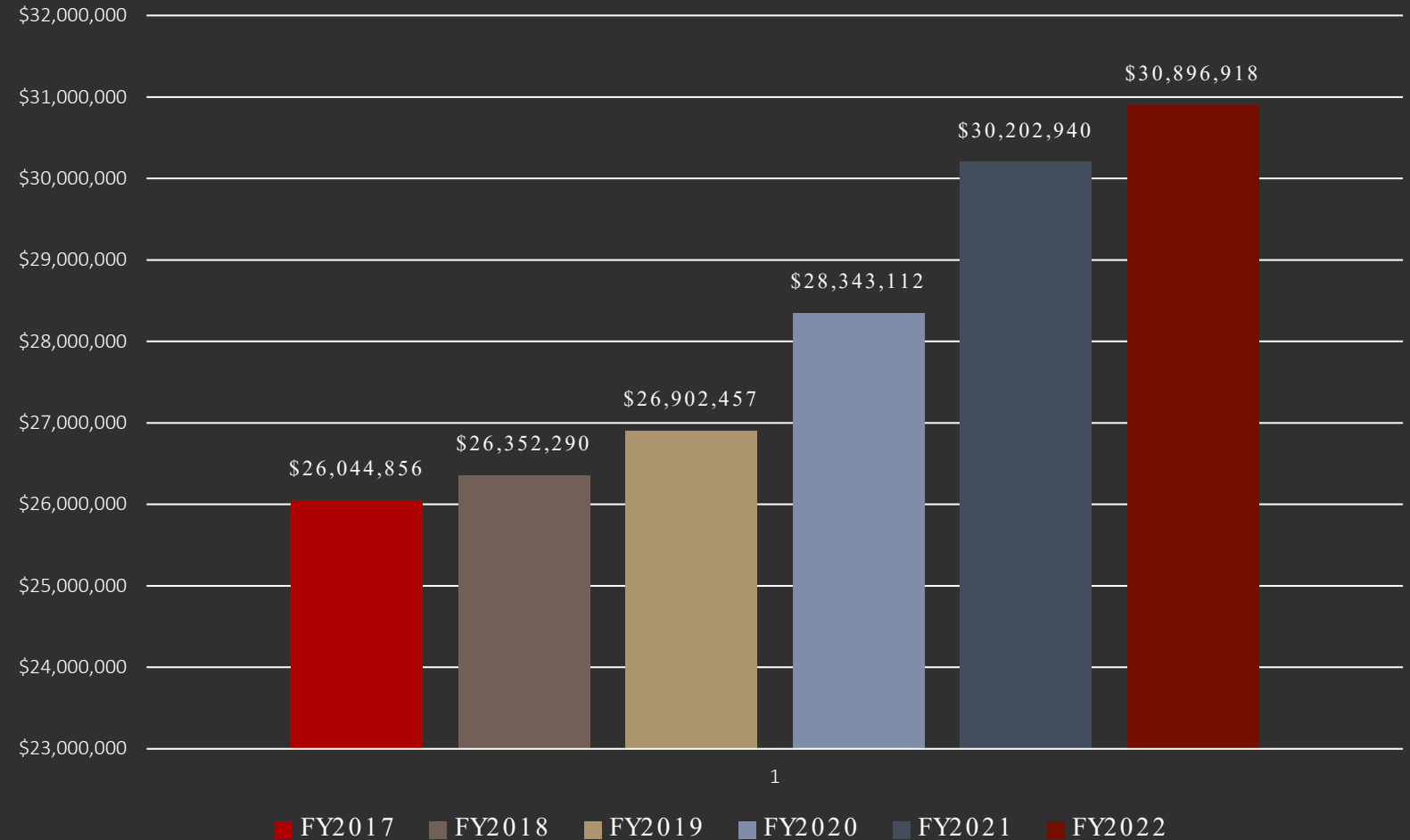
General Fund Expenditures	
General Government	\$3,832,715
Public Safety	\$5,480,419
Public Works	\$1,732,179
Education	\$13,634,904
Human Services	\$1,163,925
Employee Benefits	\$3,729,297
Debt Service	\$1,323,479
Total Expenses	\$30,896,918



This slide does not include enterprise funds

Omnibus Budget - Revenue

FY'22 OMNIBUS BUDGET - REVENUE



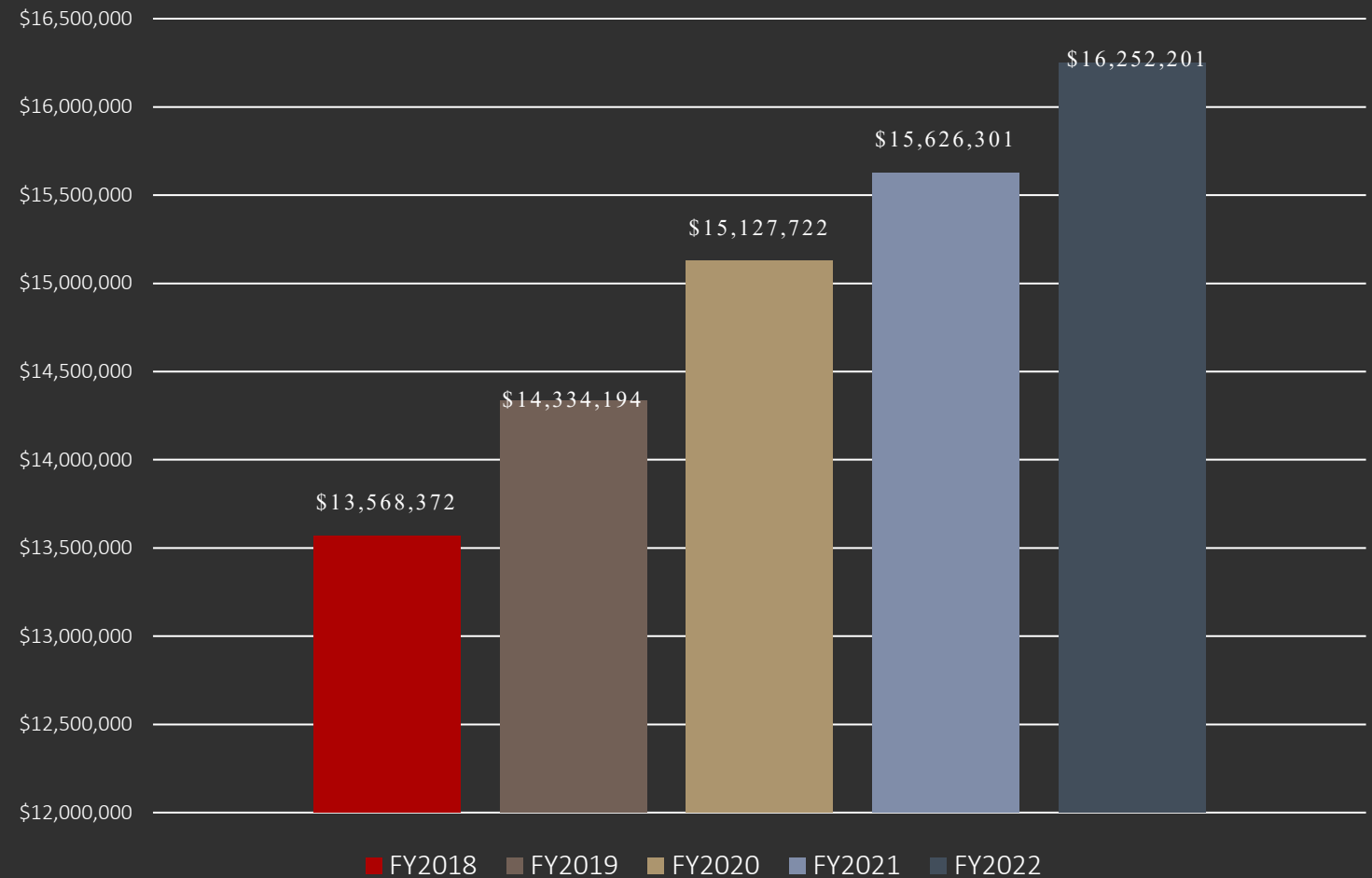
Omnibus Budget – Revenue Movement

Category	FY '21 (Recap)	FY '22	Increase / Decrease	Percentage	
State Aid	973,766	986,890	13,124	1.35%	↑
Tax Base	23,863,104	24,843,099	979,995	4.11%	↑
Debt Exclusions	1,742,773	1,499,033	(243,740)	(13.99%)	↓
Local Receipts	2,148,798	2,301,396	152,598	7.10%	↑
Other	171,000	115,007	(55,993)	(32.74%)	↓
Free Cash	1,727,437	1,553,607	(173,830)	(10.06%)	↓
Cherry Sheet	(100,067)	(102,114)	(2,047)	2.05%	↑
Overlay	(303,050)	(300,000)	3,050	(1.01%)	↓
De ficits	(20,821)	0	20,821	(100%)	↓
Total	30,202,940	30,896,918	693,978	2.30%	↑

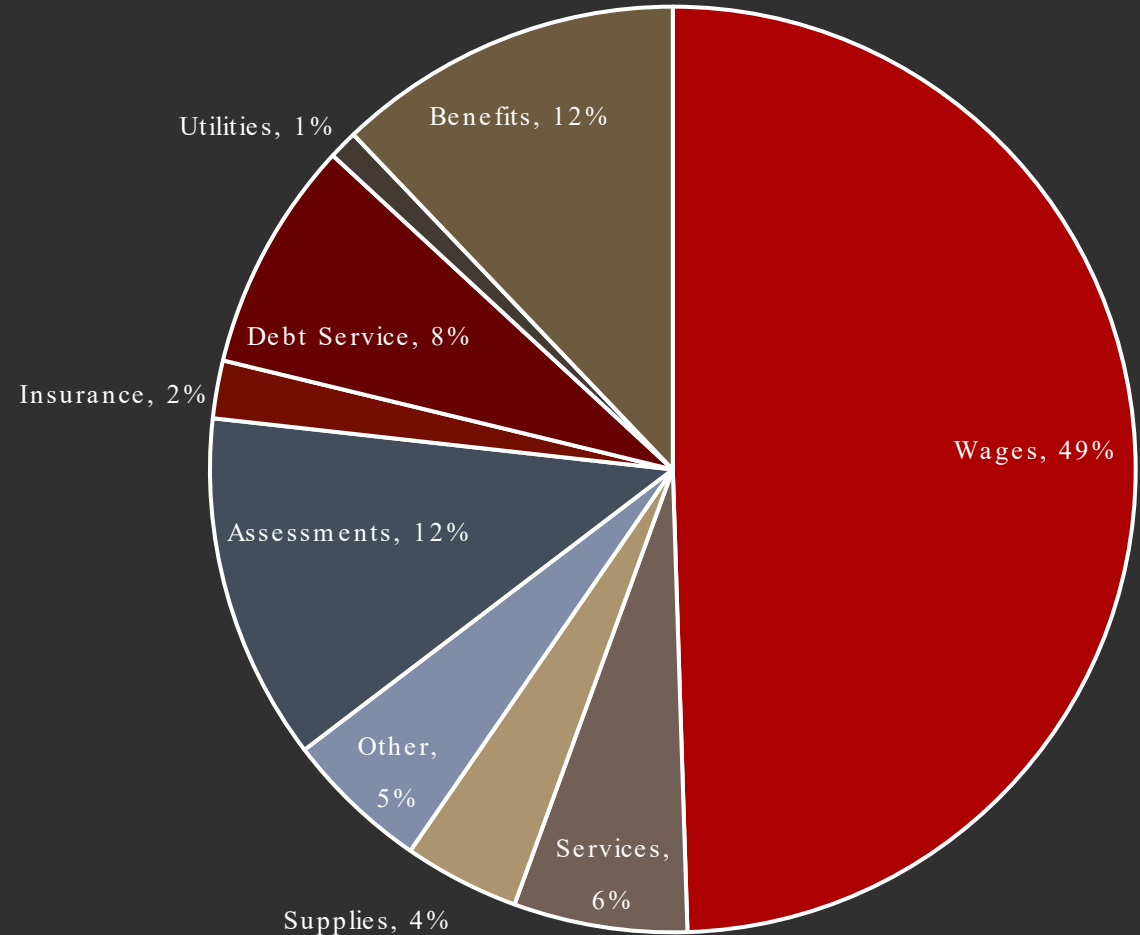


FY 2022 Omnibus Budget Operating Expenses

Omnibus Budget Operating Expenses



FY 2022 Operating Expenses by Category



FY 2022 Major Drivers - Movement

Category	FY '21	FY '22	Increase / Decrease	Percentage	
Education	13,329,642	13,634,904	305,262	2.29%	↑
Reserve Fund	150,000	300,000	150,000	100.00%	↑
Middlesex County Retirement & Pension	1,787,745	1,934,480	146,735	8.21%	↑
Police Department	3,082,499	3,205,887	123,388	4.00%	↑
Debt Service	1,249,495	1,323,479	73,984	5.92%	↑
Council on Aging	190,481	156,410	(34,071)	(17.89%)	↓
Town Counsel	100,000	80,000	(20,000)	(20.00%)	↓



School Assessments

	FY '21	FY '22	Increase	Percentage
Nashoba Valley Regional Technical High School				
Assessment	870,317	954,155	83,838	9.63%
Ayer Shirley Regional School District				
Assessment	11,525,813	11,769,808	243,995	2.12%
High School Debt Exclusion	933,512	910,941	(22,571)	(2.42%)
Total	12,459,325	12,680,749	221,424	1.78%

