

AYER FIRE DEPARTMENT

Timothy P. Johnston
Chief

1 West Main Street
Ayer, Massachusetts 01432
Tel. (978) 772-8231
Fax (978) 772-8230



MONTHLY REPORT FOR THE SELCT BOARD

FIRE DEPARTMENT SEPTEMBER 2023

- Completed Bi-monthly Department wide training.
 - Attended the District-6 meeting in Tyngsborough.
 - Members attend the open house at Greenwood Emergency vehicles.
 - Attended the premiere of "First Responders in Crisis".
 - Attended the National Grid Electric webinar on infrastructure enhancements located in our community.
-
- Ambulance calls-see attached.
 - Fire calls-see attached.
 - Ambulance receipts-\$68,401.44
 - Permit receipts-\$1,059.40

Respectfully submitted,

A handwritten signature in blue ink, appearing to read "Timothy P. Johnston", is written over the printed name.

Timothy P. Johnston

Fire Chief/E.M.D.

Incidents By Time And Day

	<u>SUN</u>	<u>MON</u>	<u>TUE</u>	<u>WED</u>	<u>THR</u>	<u>FRI</u>	<u>SAT</u>	<u>TOTALS</u>
1 AM		1						1
2 AM		1						1
3 AM								
4 AM								
5 AM					1			1
6 AM				1	1			2
7 AM			1	1				2
8 AM								
9 AM	1	1		1			1	4
10 AM			1		1		1	3
11 AM						2	1	3
12 PM				1	2	2	1	6
1 PM					1		1	2
2 PM			1	1		3		5
3 PM	1		1			1		3
4 PM				1		1		2
5 PM		1		1		1		3
6 PM		1	1			1	2	5
7 PM				2			1	3
8 PM	3	1			1			5
9 PM	2					2		4
10 PM						1		1
11 PM					1			1
12 AM	1						1	2
TOTALS	8	6	5	9	8	14	9	59
GRAND TOTAL:	59							

NFPA Part II: Major Fires

Fires With More Than 3 Deaths, and Fires With A Loss Of Over \$1 Million
Or The 3 Highest in Each Category

<u>Date,Number</u>	<u>Occupant Or Owner Name And Address,Property Use</u>	<u>Deaths</u>	<u>Dollar Loss</u>
--------------------	--------------------------------------------------------	---------------	--------------------

NFPA Part III: Fire And Incident Type Breakdown

A: Structure Fires By Fixed Property Use

	<u>Number</u>	<u>Deaths</u>	<u>Injury</u>	<u>Dollar Loss</u>
1. Private Dwellings (1 or 2 Family)	0	0	0	0
2. Apartments (3 or More Families)	0	0	0	0
3. Hotels and Motels	0	0	0	0
4. All Other Residential	0	0	0	0
5. TOTAL RESIDENTIAL FIRES	0	0	0	0
6. Public Assembly	0	0	0	0
7. Schools and Colleges	0	0	0	0
8. Health Care and Penal Institutions	0	0	0	0
9. Stores and Offices	0	0	0	0
10. Industry, Utility, Defense, Laboratories	0	0	0	0
11. Storage in Structures	0	0	0	0
12. Other Structures	0	0	0	0
13. TOTAL STRUCTURE FIRES	0	0	0	0

B: Other Fires And Incidents

14a. Fires in Highway Vehicles	0	0	0	0
14b. Fires in Other Vehicles	0	0	0	0
15. Fires Outside of Structures With Value Involved	0	0	0	0
16. Fires Outside of Structures With No Value Involved	0	0	0	0
17. Fires in Rubbish	0	0	0	0
18. All Other Fires	0	0	0	0
19. TOTALS FOR ALL FIRES	0	0	0	0
20. Rescue, Emergency Medical Responses	6	0	0	0
21. False Alarm Responses	18	0	0	0
22. Mutual Aid	0	0	0	0
23a. Hazmat Responses	1	0	0	0
23b. Other Hazardous Conditions	2	0	0	0
24. All Other Responses	32	0	0	0
25. TOTAL FOR ALL INCIDENTS	59	0	0	0

NFPA Part IV: False Alarm Responses

Type Of Call

	<u>Number</u>
1. Malicious, Mischievous Fall Call	1
2. System Malfunction	7
3. Unintentional	10
4. Other False Alarms	0

NFPA Part V: Intentionally Set Fires

Type Of Fire

	<u>Number</u>	<u>Deaths</u>	<u>Injury</u>	<u>Dollar Loss</u>
1. Structure Fires Intentionally Set	0	0	0	0
2. Vehicle Fires Intentionally Set	0	0	0	0

NFPA Part VI: Fire Fighter Injuries

Total Number of Fire Fighters Exposed to Infectious Diseases: 0
Total Number of Fire Fighters Exposed to Hazardous Conditions: 0
Total Number of Fire Fighters With Non-Fatal Injuries (Not Exposures): 0

Fire Fighters With Non-Fatal Injuries (Not Exposures) By Duty And Injury

Ayer Fire Department
Incident Analysis
 From 09/01/2023 Thru 09/30/2023

Page: 3
 Printed: 10/17/2023

<u>Nature Of Injury</u>	<u>Resp./Ret.</u>	<u>At Fire</u>	<u>At Non-Fire</u>	<u>Training</u>	<u>Other Duty</u>
1. Burns	0	0	0	0	0
2a. Smoke or Gas Inhalation	0	0	0	0	0
2b. Other Respiratory Distress	0	0	0	0	0
3. Burns and Smoke Inhalation	0	0	0	0	0
4. Wound, Cut Bleeding, Bruise	0	0	0	0	0
5. Dislocation, Fracture	0	0	0	0	0
6. Heart Attack or Stroke	0	0	0	0	0
7. Strain, Sprain, Muscular Pain	0	0	0	0	0
8. Thermal Stress	0	0	0	0	0
9. Other	0	0	0	0	0
10. TOTAL	0	0	0	0	0

Fire Fighters With Non-Fatal Injuries (Not Exposures) Causes At Fireground

Exposure to Fire Products: 0
 Exposure to Chemicals or Radiation: 0
 Fall, Jump, Slip, Trip: 0
 Overexertion, Strain: 0
 Contact with Object: 0
 Struck by: 0
 Extreme Weather: 0
 Other: 0

Total Number of Injuries Resulted In Lost Time: 0
 Total Number of Shifts Lost as a Result of These Injuries: 0

Fire Department Vehicle Accidents

Accidents Involving Emergency Vehicles: 0
 Resulting Firefighter Injuries: 0

 Accidents Involving Personal Vehicles: 0
 Resulting Firefighter Injuries: 0

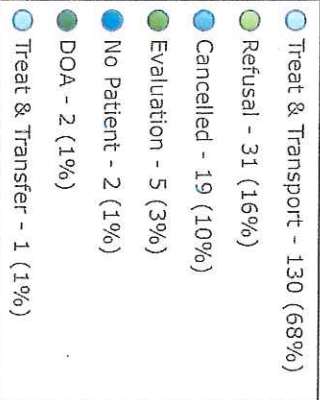
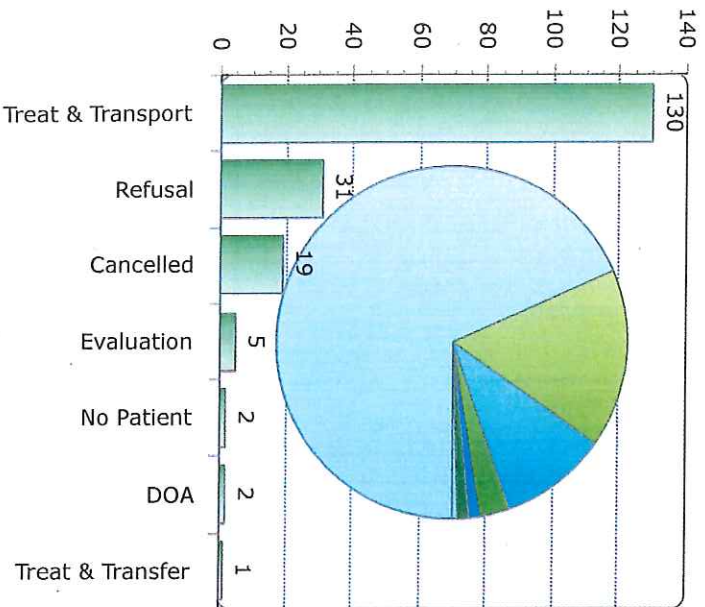
Aid Given or Received

<u>Aid Given or Received</u>	<u>Occurrences</u>	<u>Percentage</u>
Not Reported	4	6.8
None	55	93.2
TOTAL	59	100.0


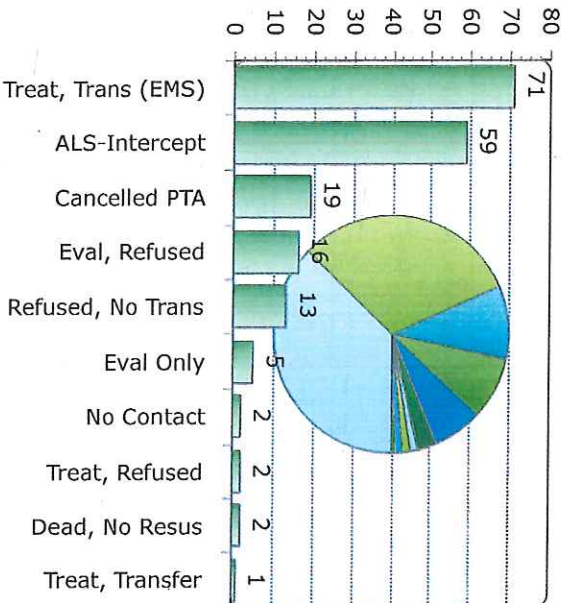
For Districts: All
 For Situations: All
 For Jurisdictions: 01
 For Street(s): All
 For Location: All

Dashboard - Disposition Dashboard

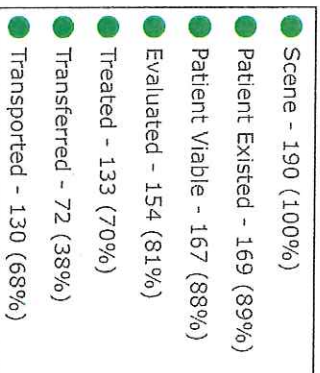
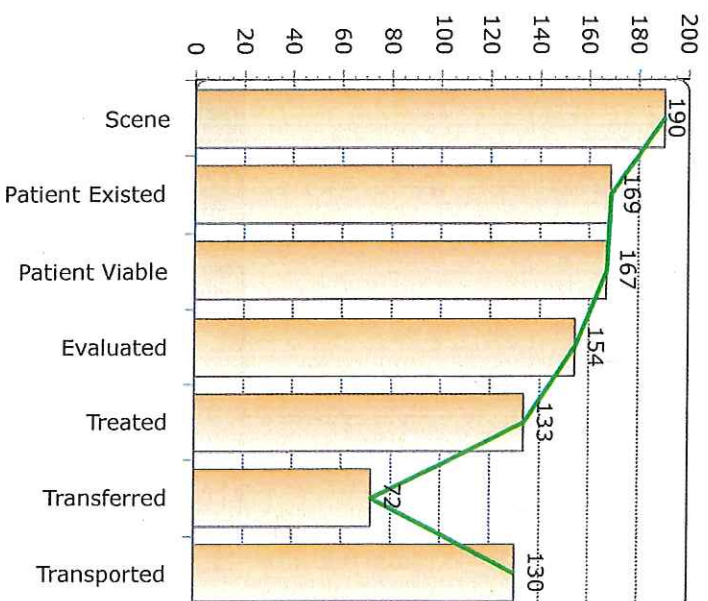
Disposition Group



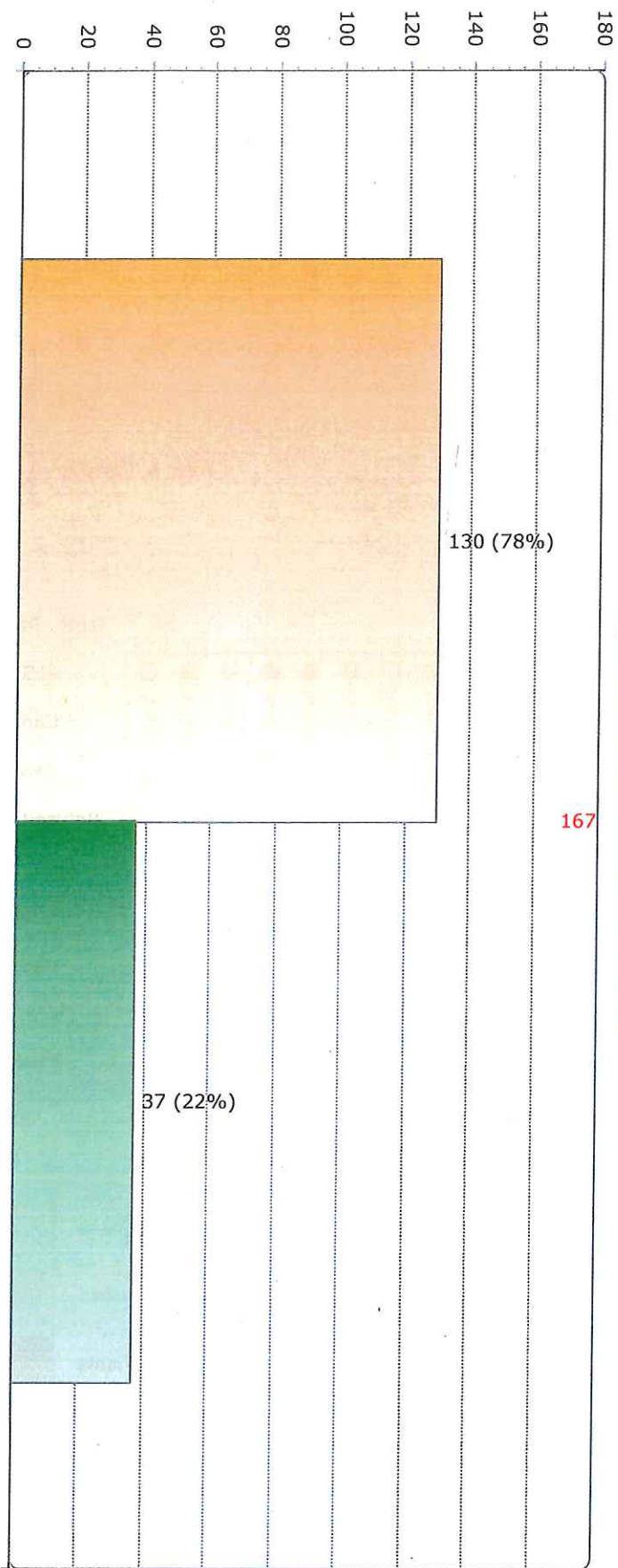
Disposition



Disposition Category



Transport / Non-Transport Trend



September 2023

- Transports
- Non-Transports
- Total Incidents (viable patients only)

9/1/2023 12:00:01 AM to 9/30/2023 11:59:59 PM