

AYER FIRE DEPARTMENT

Timothy P. Johnston
Chief

1 West Main Street
Ayer, Massachusetts 01432
Tel. (978) 772-8231
Fax (978) 772-8230



MONTHLY REPORT FOR THE SELECT BOARD

FIRE DEPARTMENT NOVEMBER 2023

- Completed bi-monthly department wide training.
 - Call Firefighter Corey Prehl graduated from the Massachusetts Fire Fighting Academy, Call/Volunteer class #108.
 - Members attended the Veterans ceremonies at the Town Hall and Ayer-Shirley Regional High School.
 - Attended the Fire District #8 meeting in Athol and District #6 meeting in Groton.
-
- Ambulance calls-see attached.
 - Fire calls-see attached.
 - Ambulance receipts-\$40,124.35
 - Permit receipts-\$1045.35

Respectfully submitted,

A handwritten signature in blue ink, appearing to read "Timothy P. Johnston", written over a horizontal line.

Timothy P. Johnston

Fire Chief/E.M.D.

Ayer Fire Department
Incident Analysis
 From 11/01/2023 Thru 11/30/2023

Page: 2
 Printed: 12/18/2023

<u>A: Structure Fires By Fixed Property Use</u>	<u>Number</u>	<u>Deaths</u>	<u>Injury</u>	<u>Dollar Loss</u>
1. Private Dwellings (1 or 2 Family)	0	0	0	0
2. Apartments (3 or More Families)	1	0	1	950000
3. Hotels and Motels	0	0	0	0
4. All Other Residential	0	0	0	0
5. TOTAL RESIDENTIAL FIRES	1	0	1	950000
6. Public Assembly	0	0	0	0
7. Schools and Colleges	0	0	0	0
8. Health Care and Penal Institutions	0	0	0	0
9. Stores and Offices	0	0	0	0
10. Industry, Utility, Defense, Laboratories	0	0	0	0
11. Storage in Structures	0	0	0	0
12. Other Structures	0	0	0	0
13. TOTAL STRUCTURE FIRES	1	0	1	950000
 <u>B: Other Fires And Incidents</u>				
14a. Fires in Highway Vehicles	0	0	0	0
14b. Fires in Other Vehicles	0	0	0	0
15. Fires Outside of Structures With Value Involved	0	0	0	0
16. Fires Outside of Structures With No Value Involved	0	0	0	0
17. Fires in Rubbish	0	0	0	0
18. All Other Fires	0	0	0	0
19. TOTALS FOR ALL FIRES	1	0	1	950000
20. Rescue, Emergency Medical Responses	10	0	0	0
21. False Alarm Responses	7	0	0	0
22. Mutual Aid	0	0	0	0
23a. Hazmat Responses	1	0	0	0
23b. Other Hazardous Conditions	1	0	0	0
24. All Other Responses	32	0	0	0
25. TOTAL FOR ALL INCIDENTS	52	0	1	950000

NFPA Part IV: False Alarm Responses

<u>Type Of Call</u>	<u>Number</u>
1. Malicious, Mischievous Fall Call	0
2. System Malfunction	5
3. Unintentional	2
4. Other False Alarms	0

NFPA Part V: Intentionally Set Fires

<u>Type Of Fire</u>	<u>Number</u>	<u>Deaths</u>	<u>Injury</u>	<u>Dollar Loss</u>
1. Structure Fires Intentionally Set	0	0	0	0
2. Vehicle Fires Intentionally Set	0	0	0	0

NFPA Part VI: Fire Fighter Injuries

Total Number of Fire Fighters Exposed to Infectious Diseases: 0
 Total Number of Fire Fighters Exposed to Hazardous Conditions: 0
 Total Number of Fire Fighters With Non-Fatal Injuries (Not Exposures): 1

Fire Fighters With Non-Fatal Injuries (Not Exposures) By Duty And Injury

Incidents By Time And Day

	<u>SUN</u>	<u>MON</u>	<u>TUE</u>	<u>WED</u>	<u>THR</u>	<u>FRI</u>	<u>SAT</u>	<u>TOTALS</u>
1 AM								
2 AM								
3 AM								
4 AM			1					1
5 AM	1							1
6 AM								
7 AM			1	1		1	1	4
8 AM		1	3		1		1	6
9 AM							1	1
10 AM				1	1			2
11 AM	1			1				2
12 PM						1		1
1 PM		1						1
2 PM			1		1			2
3 PM		1			2		1	4
4 PM		2	2		1	1		6
5 PM		1		2				3
6 PM	1	1	2	1				5
7 PM				2	1	2		5
8 PM			2					2
9 PM								
10 PM		1	1	1				3
11 PM							1	1
12 AM	1	1						2
TOTALS	<u>4</u>	<u>9</u>	<u>13</u>	<u>9</u>	<u>7</u>	<u>5</u>	<u>5</u>	<u>52</u>
GRAND TOTAL: 52								

NFPA Part II: Major Fires

Fires With More Than 3 Deaths, and Fires With A Loss Of Over \$1 Million
 Or The 3 Highest in Each Category

<u>Date,Number</u>	<u>Occupant Or Owner Name And Address,Property Use</u>	<u>Deaths</u>	<u>Dollar Loss</u>
11/12/2023	KEVIN HARDIN82 SANDY POND RD	0	950000
2301-677-IN	Multifamily dwelling		

NFPA Part III: Fire And Incident Type Breakdown

Ayer Fire Department
Incident Analysis
From 11/01/2023 Thru 11/30/2023

Page: 3
Printed: 12/18/2023

<u>Nature Of Injury</u>	<u>Resp./Ret.</u>	<u>At Fire</u>	<u>At Non-Fire</u>	<u>Training</u>	<u>Other Duty</u>
1. Burns	0	0	0	0	0
2a. Smoke or Gas Inhalation	0	0	0	0	0
2b. Other Respiratory Distress	0	0	0	0	0
3. Burns and Smoke Inhalation	0	0	0	0	0
4. Wound, Cut Bleeding, Bruise	0	0	0	0	0
5. Dislocation, Fracture	0	0	0	0	0
6. Heart Attack or Stroke	0	0	0	0	0
7. Strain, Sprain, Muscular Pain	0	1	0	0	0
8. Thermal Stress	0	0	0	0	0
9. Other	0	0	0	0	0
10. TOTAL	0	1	0	0	0

Fire Fighters With Non-Fatal Injuries (Not Exposures) Causes At Fireground

Exposure to Fire Products: 0
Exposure to Chemicals or Radiation: 0
Fall, Jump, Slip, Trip: 0
Overexertion, Strain: 0
Contact with Object: 0
Struck by: 1
Extreme Weather: 0
Other: 0

Total Number of Injuries Resulted In Lost Time: 0
Total Number of Shifts Lost as a Result of These Injuries: 0

Fire Department Vehicle Accidents

Accidents Involving Emergency Vehicles: 0
Resulting Firefighter Injuries: 0

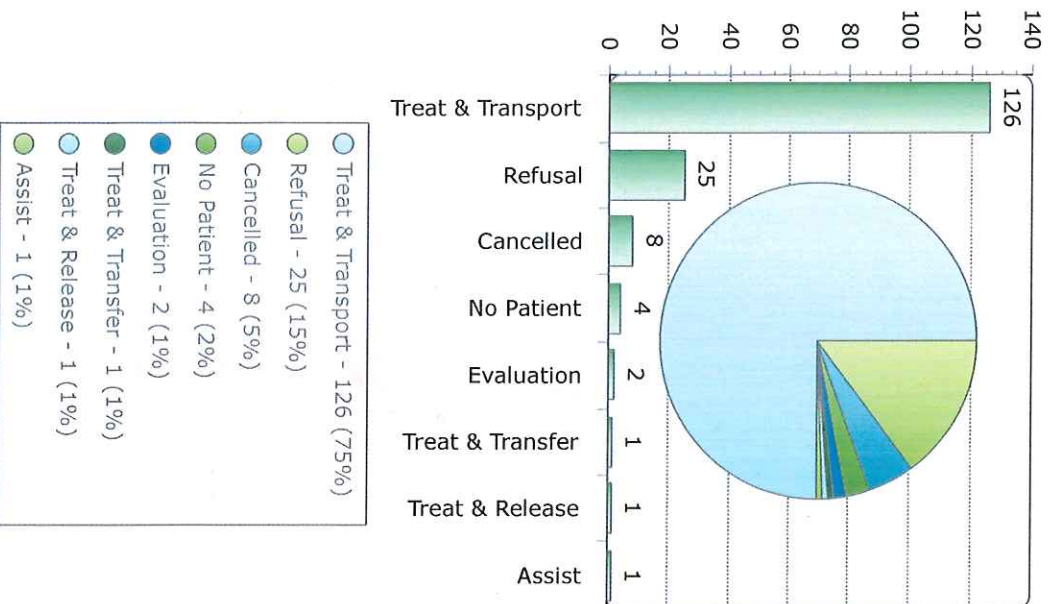
Accidents Involving Personal Vehicles: 0
Resulting Firefighter Injuries: 0

For Districts: All
For Situations: All
For Jurisdictions: 01
For Street(s): All
For Location: All

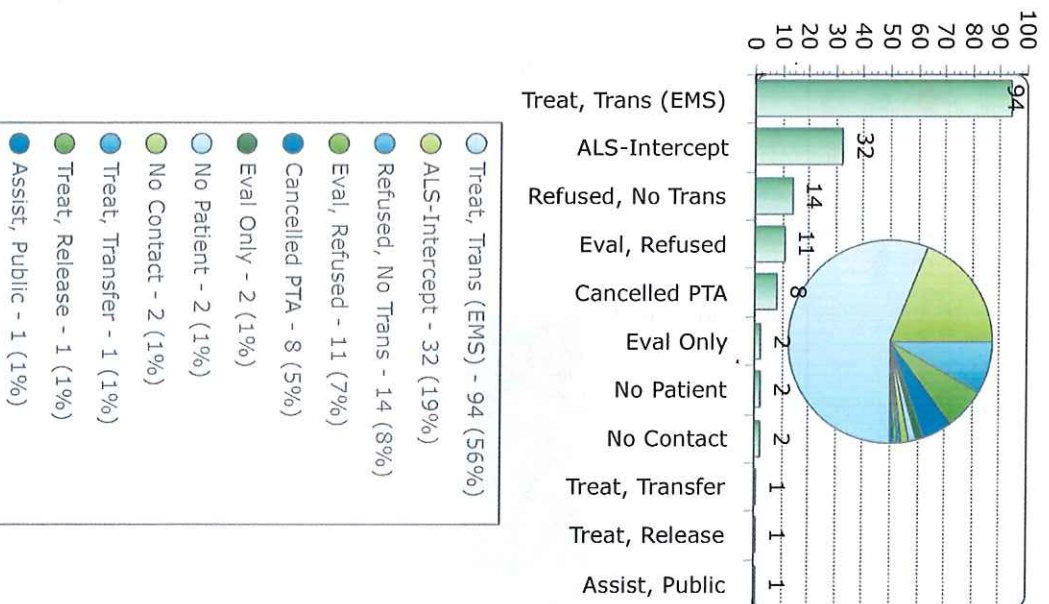


Dashboard - Disposition Dashboard

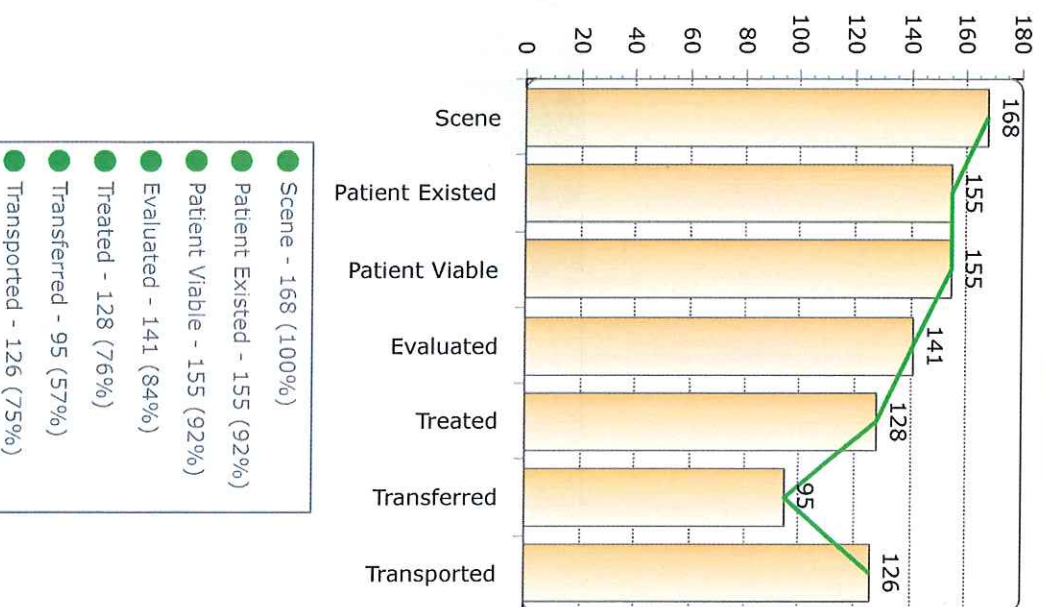
Disposition Group



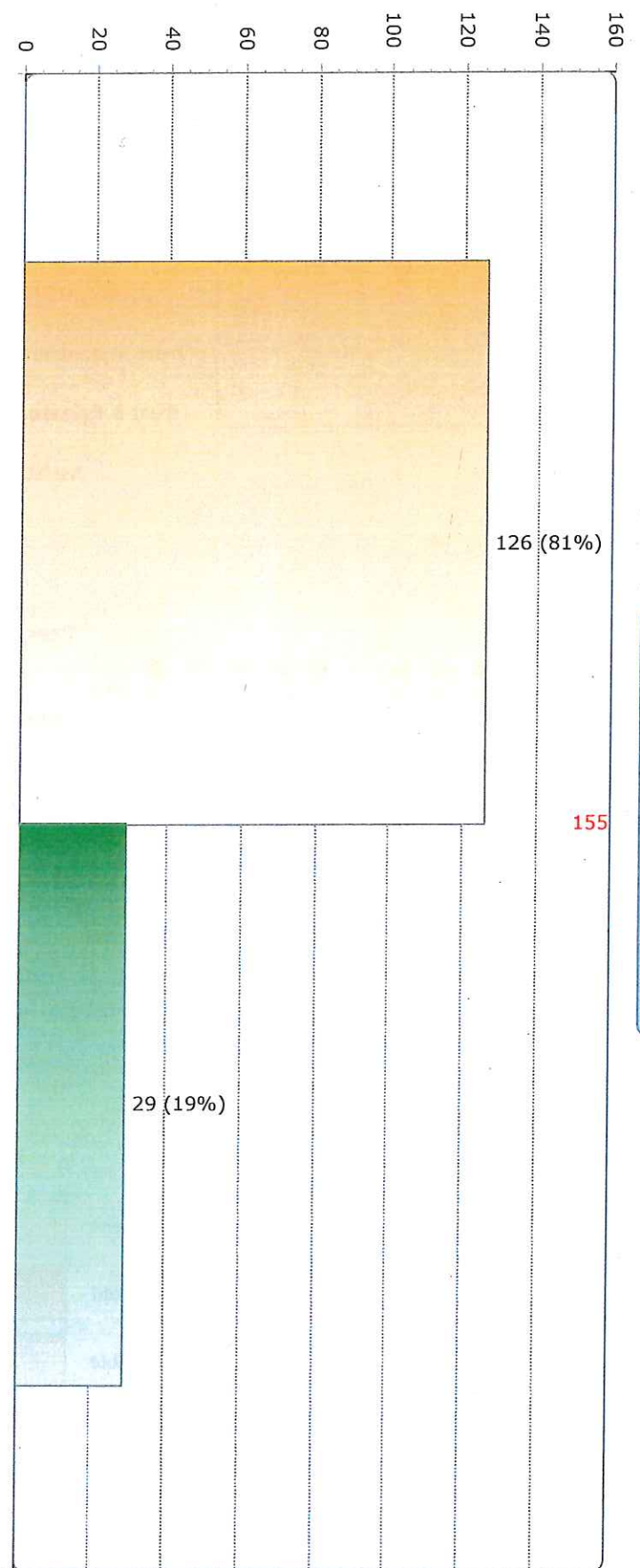
Disposition



Disposition Category



Transport / Non-Transport Trend



November 2023

- Transports
- Non-Transports
- Total Incidents (viable patients only)

11/1/2023 12:00:00 AM - 11/30/2023 11:59:59 PM