

MONTHLY REPORT FOR THE SELECT BOARD
FIRE DEPARTMENT DECEMBER 2023

- Completed bi-monthly department wide training.
 - Attended the Fire District #6 meeting in Wilmington.
 - The Chief and members of the C.E.R.T team attend a meet & greet with M.E.M.A. Director Dawn Brantley at the Littleton F.D.
 - Department members participated in the Holiday Stroll along with the Town Santa parade.
-
- Ambulance calls-see attached.
 - Fire calls-see attached.
 - 2023 Year End Totals-see attached.
 - Ambulance receipts-\$63,328.05
 - Permit receipts-\$775.00

Respectfully submitted,



Timothy P. Johnston

Fire Chief/E.M.D.

Incidents By Time And Day

	<u>SUN</u>	<u>MON</u>	<u>TUE</u>	<u>WED</u>	<u>THR</u>	<u>FRI</u>	<u>SAT</u>	<u>TOTALS</u>
1 AM								
2 AM	1							1
3 AM								
4 AM								
5 AM								
6 AM			1	3				4
7 AM		2				1		3
8 AM		1				1		2
9 AM		1				2	3	6
10 AM	1	2	1	1		1	1	7
11 AM		1			1	1		3
12 PM		1					1	2
1 PM	1	2			1	1	1	6
2 PM		5	1		1			7
3 PM			1			1	1	3
4 PM		1	1				1	3
5 PM		1		1		2		4
6 PM	1		2	3		2		8
7 PM		1					1	2
8 PM							1	1
9 PM	1							1
10 PM					1			1
11 PM		2				1	1	4
12 AM						1		1
TOTALS	5	20	7	8	4	14	11	69
GRAND TOTAL:	69							

NFPA Part II: Major Fires

Fires With More Than 3 Deaths, and Fires With A Loss Of Over \$1 Million
Or The 3 Highest in Each Category

<u>Date,Number</u>	<u>Occupant Or Owner Name And Address,Property Use</u>	<u>Deaths</u>	<u>Dollar Loss</u>
12/08/2023	OSAWA JAPANESE BISTRO	0	2000
2301-736-IN	Restaurant or cafeteria		
12/08/2023		0	500
2301-733-IN	1 or 2 family dwelling		
12/18/2023	HILLSIDE MOBILE HOME PARK25 GROTON SCHOOL RD	0	45
2301-768-IN	1 or 2 family dwelling		

NFPA Part III: Fire And Incident Type Breakdown

A: Structure Fires By Fixed Property Use

	<u>Number</u>	<u>Deaths</u>	<u>Injury</u>	<u>Dollar Loss</u>
1. Private Dwellings (1 or 2 Family)	0	0	0	0
2. Apartments (3 or More Families)	0	0	0	0
3. Hotels and Motels	0	0	0	0
4. All Other Residential	0	0	0	0
5. TOTAL RESIDENTIAL FIRES	0	0	0	0
6. Public Assembly	0	0	0	0
7. Schools and Colleges	0	0	0	0
8. Health Care and Penal Institutions	0	0	0	0
9. Stores and Offices	0	0	0	0
10. Industry, Utility, Defense, Laboratories	0	0	0	0
11. Storage in Structures	0	0	0	0
12. Other Structures	0	0	0	0
13. TOTAL STRUCTURE FIRES	0	0	0	0

B: Other Fires And Incidents

14a. Fires in Highway Vehicles	1	0	0	2000
14b. Fires in Other Vehicles	0	0	0	0
15. Fires Outside of Structures With Value Involved	0	0	0	0
16. Fires Outside of Structures With No Value Involved	0	0	0	0
17. Fires in Rubbish	2	0	0	500
18. All Other Fires	0	0	0	0
19. TOTALS FOR ALL FIRES	3	0	0	2500
20. Rescue, Emergency Medical Responses	8	0	0	0
21. False Alarm Responses	14	0	0	0
22. Mutual Aid	0	0	0	0
23a. Hazmat Responses	6	0	0	0
23b. Other Hazardous Conditions	4	0	0	45
24. All Other Responses	34	0	0	0
25. TOTAL FOR ALL INCIDENTS	69	0	0	2545

NFPA Part IV: False Alarm Responses

Type Of Call

	<u>Number</u>
1. Malicious, Mischievous Fall Call	2
2. System Malfunction	7
3. Unintentional	5
4. Other False Alarms	0

NFPA Part V: Intentionally Set Fires

Type Of Fire

	<u>Number</u>	<u>Deaths</u>	<u>Injury</u>	<u>Dollar Loss</u>
1. Structure Fires Intentionally Set	0	0	0	0
2. Vehicle Fires Intentionally Set	0	0	0	0

NFPA Part VI: Fire Fighter Injuries

Total Number of Fire Fighters Exposed to Infectious Diseases: 0

Total Number of Fire Fighters Exposed to Hazardous Conditions: 0

Total Number of Fire Fighters With Non-Fatal Injuries (Not Exposures): 0

Fire Fighters With Non-Fatal Injuries (Not Exposures) By Duty And Injury

Ayer Fire Department
Incident Analysis
From 12/01/2023 Thru 12/31/2023

Page: 3
Printed: 01/08/2024

<u>Nature Of Injury</u>	<u>Resp./Ret.</u>	<u>At Fire</u>	<u>At Non-Fire</u>	<u>Training</u>	<u>Other Duty</u>
1. Burns	0	0	0	0	0
2a. Smoke or Gas Inhalation	0	0	0	0	0
2b. Other Respiratory Distress	0	0	0	0	0
3. Burns and Smoke Inhalation	0	0	0	0	0
4. Wound, Cut Bleeding, Bruise	0	0	0	0	0
5. Dislocation, Fracture	0	0	0	0	0
6. Heart Attack or Stroke	0	0	0	0	0
7. Strain, Sprain, Muscular Pain	0	0	0	0	0
8. Thermal Stress	0	0	0	0	0
9. Other	0	0	0	0	0
10. TOTAL	0	0	0	0	0

Fire Fighters With Non-Fatal Injuries (Not Exposures) Causes At Fireground

Exposure to Fire Products: 0
Exposure to Chemicals or Radiation: 0
Fall, Jump, Slip, Trip: 0
Overexertion, Strain: 0
Contact with Object: 0
Struck by: 0
Extreme Weather: 0
Other: 0

Total Number of Injuries Resulted In Lost Time: 0
Total Number of Shifts Lost as a Result of These Injuries: 0

Fire Department Vehicle Accidents

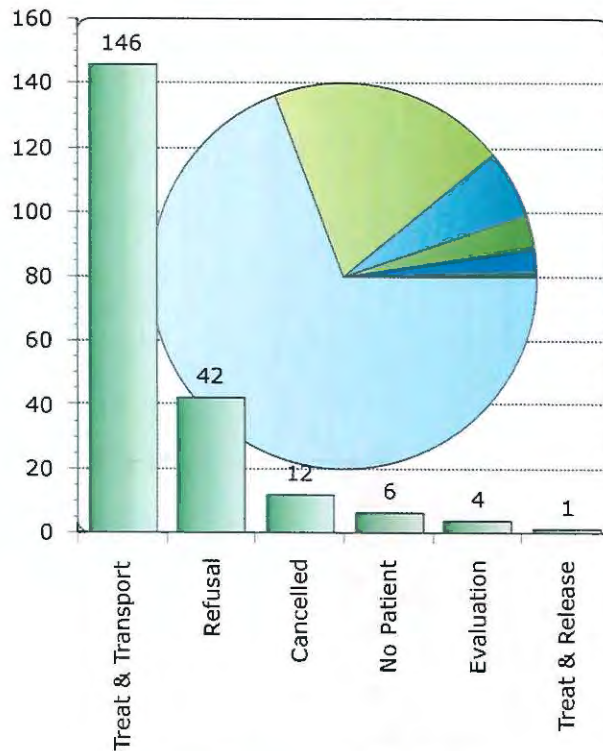
Accidents Involving Emergency Vehicles: 0
Resulting Firefighter Injuries: 0

Accidents Involving Personal Vehicles: 0
Resulting Firefighter Injuries: 0

For Districts: All
For Situations: All
For Jurisdictions: 01
For Street(s): All
For Location: All

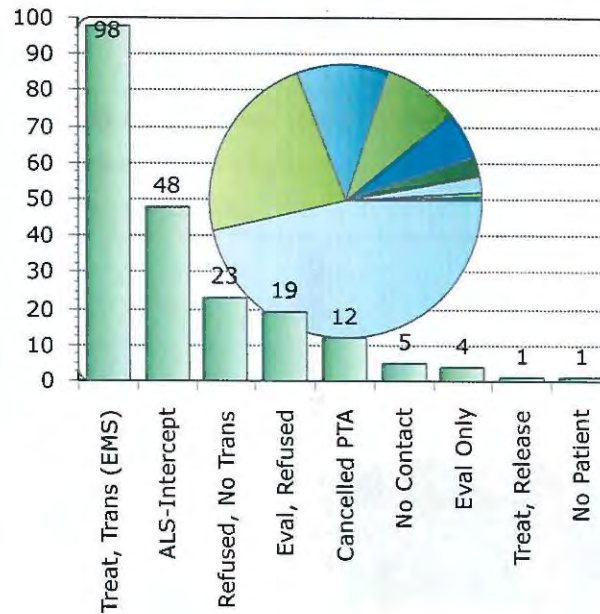
Dashboard - Disposition Dashboard

Disposition Group



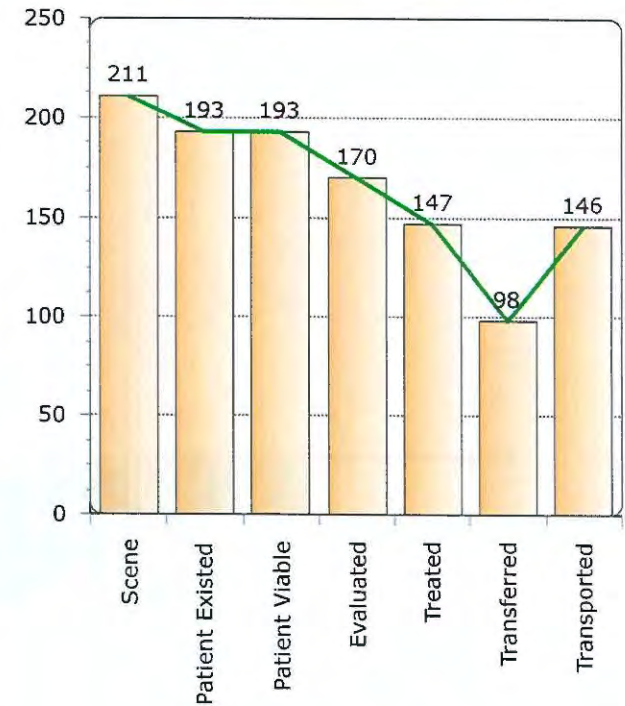
- Treat & Transport - 146 (69%)
- Refusal - 42 (20%)
- Cancelled - 12 (6%)
- No Patient - 6 (3%)
- Evaluation - 4 (2%)
- Treat & Release - 1 (0%)

Disposition



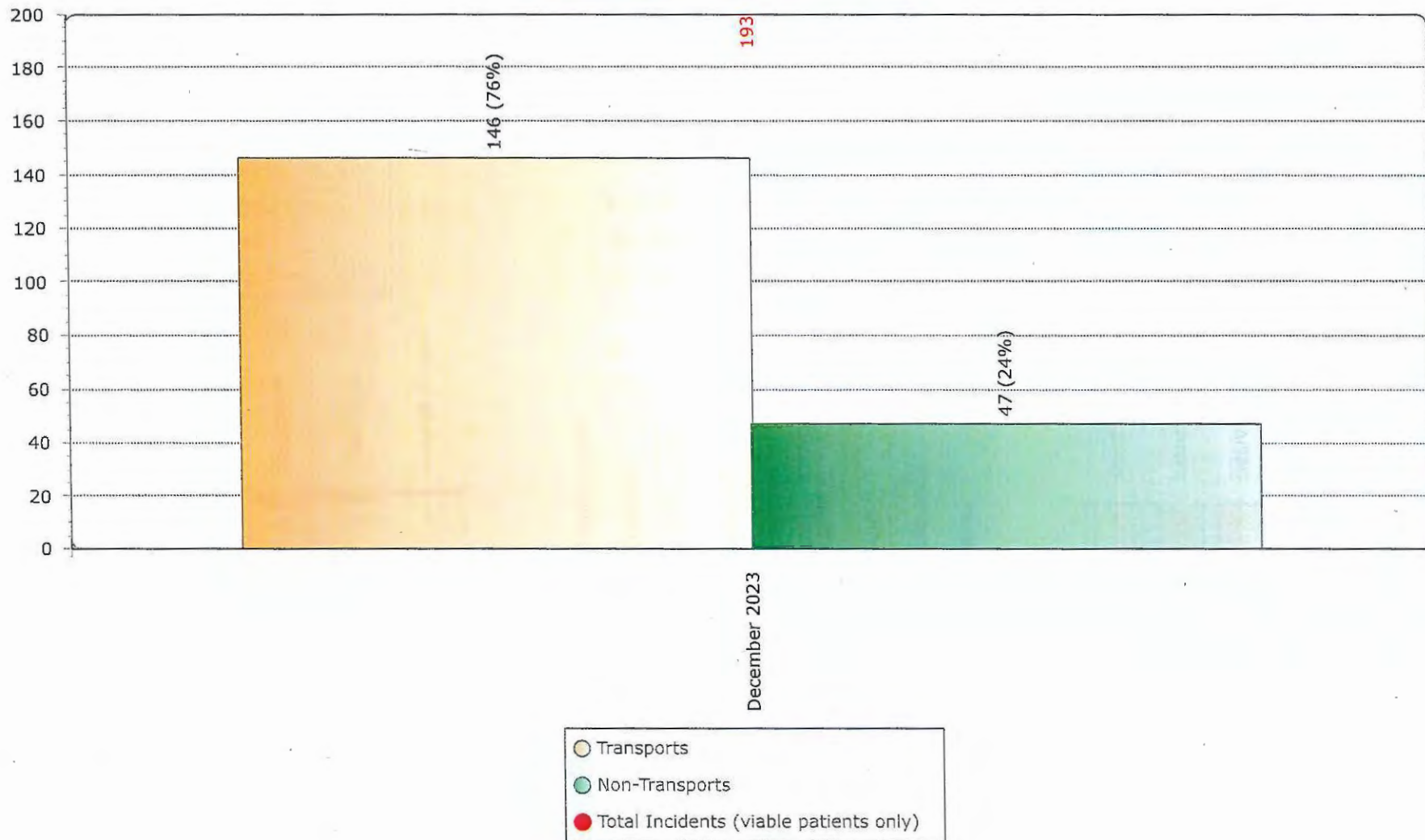
- Treat, Trans (EMS) - 98 (46%)
- ALS-Intercept - 48 (23%)
- Refused, No Trans - 23 (11%)
- Eval, Refused - 19 (9%)
- Cancelled PTA - 12 (6%)
- No Contact - 5 (2%)
- Eval Only - 4 (2%)
- Treat, Release - 1 (0%)
- No Patient - 1 (0%)

Disposition Category



- Scene - 211 (100%)
- Patient Existed - 193 (91%)
- Patient Viable - 193 (91%)
- Evaluated - 170 (81%)
- Treated - 147 (70%)
- Transferred - 98 (46%)
- Transported - 146 (69%)

Transport / Non-Transport Trend



12/1/2023 12:00:00 AM to 12/31/2023 11:59:59 PM