

# AYER FIRE DEPARTMENT

Timothy P. Johnston  
Chief

1 West Main Street  
Ayer, Massachusetts 01432  
Tel. (978) 772-8231  
Fax (978) 772-8230



## MONTHLY REPORT FOR THE SELECT BOARD

### FIRE DEPARTMENT JANUARY 2024

- Completed bi-monthly department wide training.
  - Attended "Cool Careers" at the Page-Hilltop School.
  - Members completed Nero's Law training.
  - Attended District #8 meeting in Gardner.
  - Held a Promotional/Swearing in ceremony.
  - Deputy Chief Januskiewicz graduated from the Chief Fire Officer Management Training Program held at the Department of Fire Services in Stow.
- 
- Ambulance calls-see attached.
  - Fire calls-see attached.
  - Ambulance receipts-\$63,891.00
  - Permit receipts-\$1,179.40.

Respectfully submitted,

A handwritten signature in blue ink, appearing to read "Tim Johnston", is written over the printed name.

Timothy P. Johnston

Fire Chief/E.M.D.

### Incidents By Time And Day

	<u>SUN</u>	<u>MON</u>	<u>TUE</u>	<u>WED</u>	<u>THR</u>	<u>FRI</u>	<u>SAT</u>	<u>TOTALS</u>
1 AM	1							1
2 AM								
3 AM					1			1
4 AM								
5 AM		1						1
6 AM								
7 AM			1					1
8 AM			2			1		3
9 AM		4	2					6
10 AM	1			1	1	1		4
11 AM				1			2	3
12 PM		1	2	2				5
1 PM		1	1					2
2 PM	1		1		1			3
3 PM		1	1					2
4 PM				1	1	1		3
5 PM		1			1			2
6 PM			1	1	1			3
7 PM			3		1		1	5
8 PM	2	1	1		2			6
9 PM	1	2		1				4
10 PM				1				1
11 PM			1					1
12 AM								
<b>TOTALS</b>	<u>6</u>	<u>12</u>	<u>16</u>	<u>8</u>	<u>9</u>	<u>3</u>	<u>3</u>	<u>57</u>
<b>GRAND TOTAL: 57</b>								

### NFPA Part II: Major Fires

Fires With More Than 3 Deaths, and Fires With A Loss Of Over \$1 Million  
Or The 3 Highest in Each Category

<u>Date,Number</u>	<u>Occupant Or Owner Name And Address,Property Use</u>	<u>Deaths</u>	<u>Dollar Loss</u>
01/03/2024 2401-9-IN	K.PORTER & COMPANY HAIR SALON44 MAIN ST Mercantile, business, other	0	550000
01/09/2024 2401-24-IN	JOHN JOYCE15 GROVE ST 1 or 2 family dwelling	0	10000
01/04/2024 2401-12-IN	AYER OIL CO25 WESTFORD RD Manufacturing, processing	0	500

### NFPA Part III: Fire And Incident Type Breakdown

**A: Structure Fires By Fixed Property Use**

	<u>Number</u>	<u>Deaths</u>	<u>Injury</u>	<u>Dollar Loss</u>
1. Private Dwellings (1 or 2 Family)	2	0	0	10000
2. Apartments (3 or More Families)	0	0	0	0
3. Hotels and Motels	0	0	0	0
4. All Other Residential	0	0	0	0
<b>5. TOTAL RESIDENTIAL FIRES</b>	<b>2</b>	<b>0</b>	<b>0</b>	<b>10000</b>
6. Public Assembly	0	0	0	0
7. Schools and Colleges	0	0	0	0
8. Health Care and Penal Institutions	0	0	0	0
9. Stores and Offices	0	0	0	0
10. Industry, Utility, Defense, Laboratories	0	0	0	0
11. Storage in Structures	0	0	0	0
12. Other Structures	0	0	0	0
<b>13. TOTAL STRUCTURE FIRES</b>	<b>2</b>	<b>0</b>	<b>0</b>	<b>10000</b>

**B: Other Fires And Incidents**

14a. Fires in Highway Vehicles	0	0	0	0
14b. Fires in Other Vehicles	0	0	0	0
15. Fires Outside of Structures With Value Involved	0	0	0	0
16. Fires Outside of Structures With No Value Involved	0	0	0	0
17. Fires in Rubbish	1	0	0	500
18. All Other Fires	0	0	0	0
<b>19. TOTALS FOR ALL FIRES</b>	<b>3</b>	<b>0</b>	<b>0</b>	<b>10500</b>
20. Rescue, Emergency Medical Responses	7	0	0	550000
21. False Alarm Responses	19	0	0	0
22. Mutual Aid	0	0	0	0
23a. Hazmat Responses	2	0	0	0
23b. Other Hazardous Conditions	1	0	0	0
24. All Other Responses	25	0	0	0
<b>25. TOTAL FOR ALL INCIDENTS</b>	<b>57</b>	<b>0</b>	<b>0</b>	<b>560500</b>

## NFPA Part IV: False Alarm Responses

**Type Of Call**

	<u>Number</u>
1. Malicious, Mischievous Fall Call	0
2. System Malfunction	10
3. Unintentional	9
4. Other False Alarms	0

## NFPA Part V: Intentionally Set Fires

**Type Of Fire**

	<u>Number</u>	<u>Deaths</u>	<u>Injury</u>	<u>Dollar Loss</u>
1. Structure Fires Intentionally Set	0	0	0	0
2. Vehicle Fires Intentionally Set	0	0	0	0

## NFPA Part VI: Fire Fighter Injuries

Total Number of Fire Fighters Exposed to Infectious Diseases: 0

Total Number of Fire Fighters Exposed to Hazardous Conditions: 0

Total Number of Fire Fighters With Non-Fatal Injuries (Not Exposures): 1

### Fire Fighters With Non-Fatal Injuries (Not Exposures) By Duty And Injury

**Ayer Fire Department**  
**Incident Analysis**  
**From 01/01/2024 Thru 01/31/2024**

Page: 3  
Printed: 02/15/2024

<u>Nature Of Injury</u>	<u>Resp./Ret.</u>	<u>At Fire</u>	<u>At Non-Fire</u>	<u>Training</u>	<u>Other Duty</u>
1. Burns	0	0	0	0	0
2a. Smoke or Gas Inhalation	0	0	0	0	0
2b. Other Respiratory Distress	0	0	0	0	0
3. Burns and Smoke Inhalation	0	0	0	0	0
4. Wound, Cut Bleeding, Bruise	0	1	0	0	0
5. Dislocation, Fracture	0	0	0	0	0
6. Heart Attack or Stroke	0	0	0	0	0
7. Strain, Sprain, Muscular Pain	0	0	0	0	0
8. Thermal Stress	0	0	0	0	0
9. Other	0	0	0	0	0
10. TOTAL	0	1	0	0	0

**Fire Fighters With Non-Fatal Injuries (Not Exposures) Causes At Fireground**

Exposure to Fire Products: 0  
Exposure to Chemicals or Radiation: 0  
Fall, Jump, Slip, Trip: 0  
Overexertion, Strain: 0  
Contact with Object: 0  
Struck by: 0  
Extreme Weather: 0  
Other: 1

Total Number of Injuries Resulted In Lost Time: 0  
Total Number of Shifts Lost as a Result of These Injuries: 0

**Fire Department Vehicle Accidents**

Accidents Involving Emergency Vehicles: 0  
Resulting Firefighter Injuries: 0

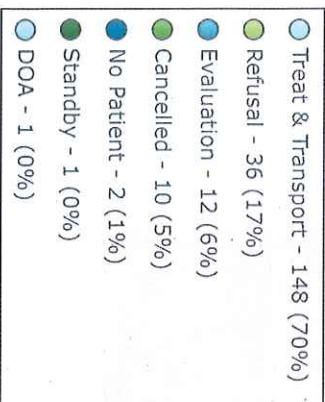
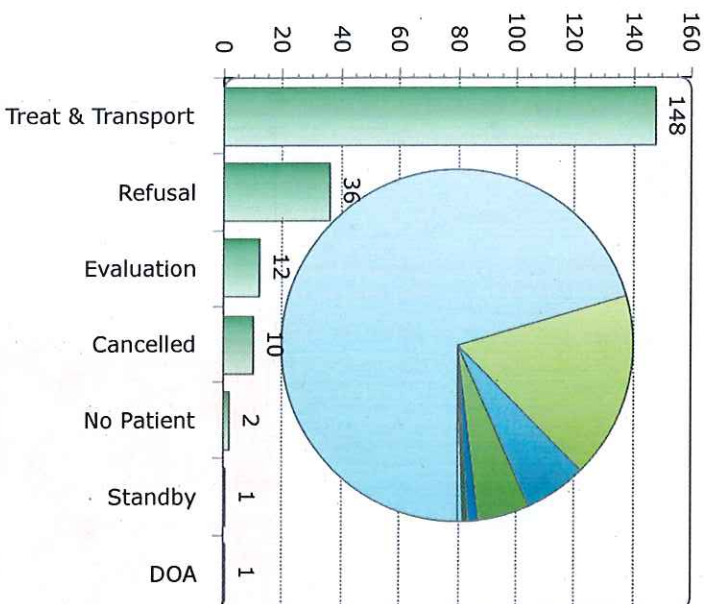
Accidents Involving Personal Vehicles: 0  
Resulting Firefighter Injuries: 0

For Districts: All  
For Situations: All  
For Jurisdictions: 01  
For Street(s): All  
For Location: All


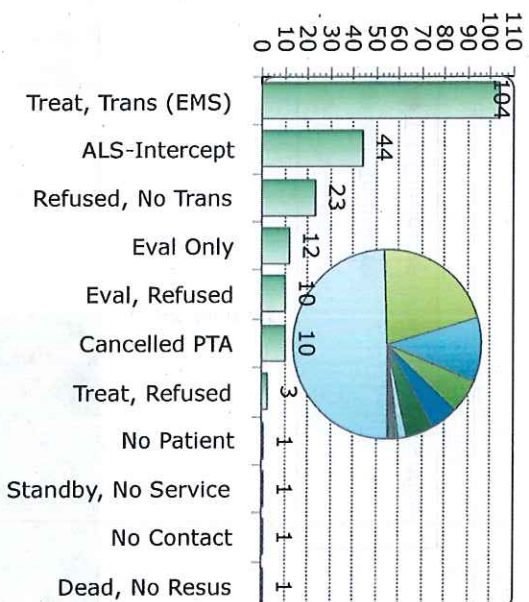


## Dashboard - Disposition Dashboard

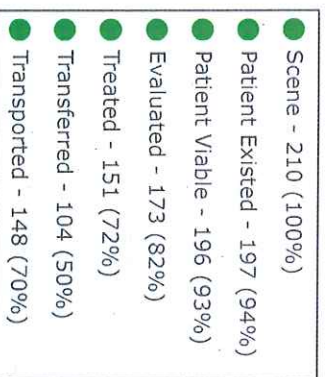
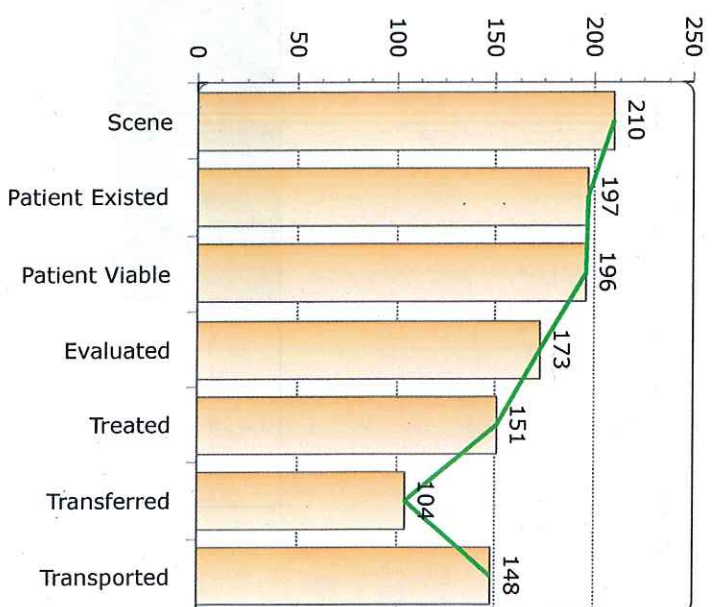
### Disposition Group



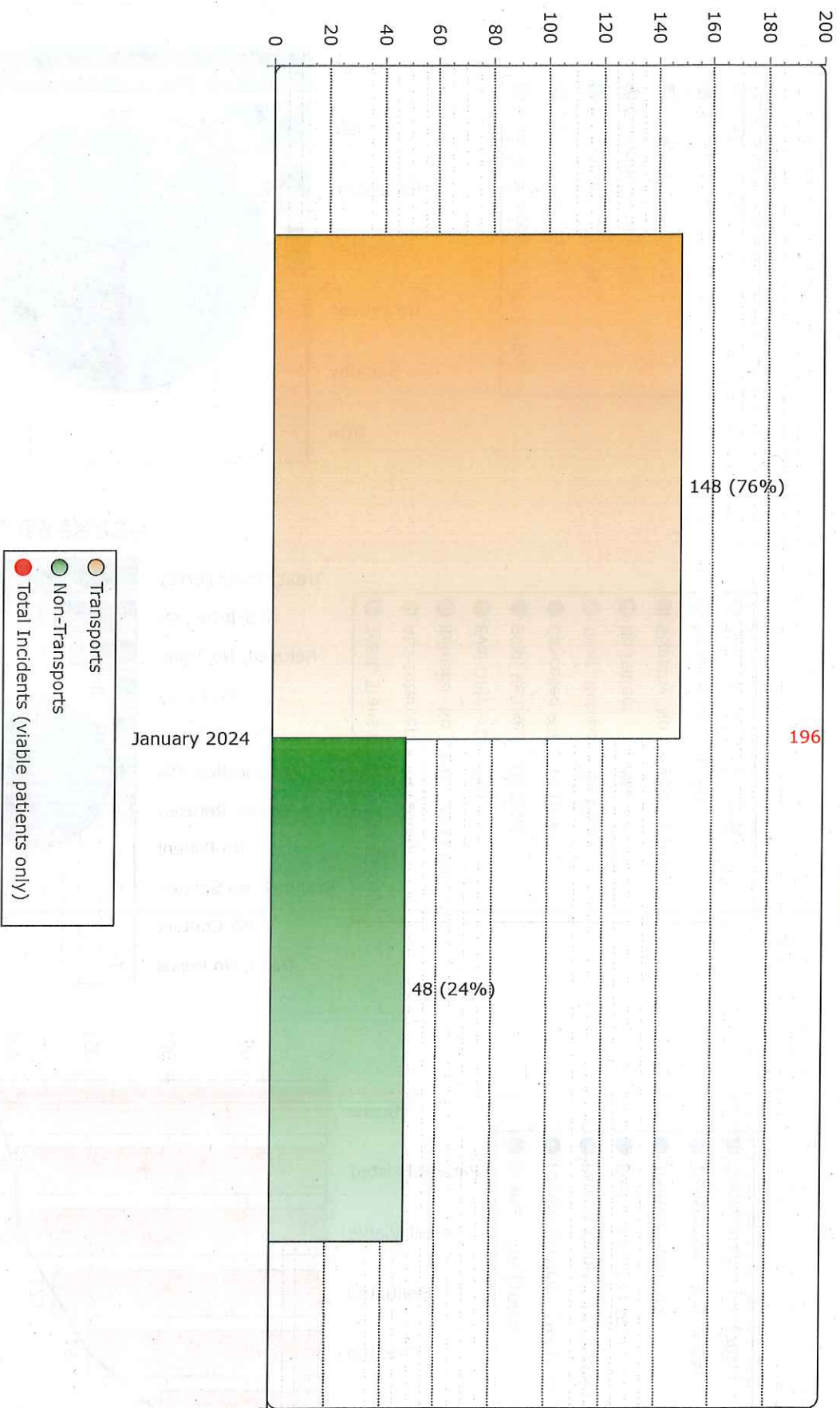
### Disposition



### Disposition Category



Transport / Non-Transport Trend



1/1/2024 12:00:00 AM to 1/31/2024 11:59:59 PM