

# AYER FIRE DEPARTMENT

Timothy P. Johnston  
Chief

1 West Main Street  
Ayer, Massachusetts 01432  
Tel. (978) 772-8231  
Fax (978) 772-8230



## MONTHLY REPORT FOR THE SELECT BOARD FIRE DEPARTMENT MARCH 2024

- Completed bi-monthly department wide training.
  - Department members participated in the community reading day at the Page-Hilltop School.
  - Attended the Fire District #6 meeting in Littleton.
  - Members participated in "Step up and Lead" a professional development class held at the Groton F.D.
  - Attended the Fire District #8 meeting held in Holden and participated in an E.M.S. tabletop exercise.
- 
- Ambulance calls-see attached.
  - Fire calls-see attached.
  - Ambulance receipts-\$54,984.81
  - Permit receipts-\$700.00.

Respectfully submitted,

A handwritten signature in blue ink, appearing to read "Timothy P. Johnston", is written over the printed name.

Timothy P. Johnston

Fire Chief/E.M.D.

### Incidents By Time And Day

	<u>SUN</u>	<u>MON</u>	<u>TUE</u>	<u>WED</u>	<u>THR</u>	<u>FRI</u>	<u>SAT</u>	<u>TOTALS</u>
1 AM	1							1
2 AM								
3 AM								
4 AM								
5 AM				1		1		2
6 AM						2		2
7 AM								
8 AM						2		2
9 AM		1		1		2	1	5
10 AM	1	1		1	1		1	5
11 AM			1		1			2
12 PM	1			1				2
1 PM				1	1		3	5
2 PM		1			1			2
3 PM				1			1	2
4 PM		1	1			1	2	5
5 PM	2						1	3
6 PM		1		1			1	3
7 PM		1		1		2		4
8 PM						3		3
9 PM	1					1		2
10 PM					1	1	1	3
11 PM								
12 AM							1	1
TOTALS	6	6	2	8	5	15	12	54
GRAND TOTAL:	54							

### NFPA Part II: Major Fires

Fires With More Than 3 Deaths, and Fires With A Loss Of Over \$1 Million  
 Or The 3 Highest in Each Category

<u>Date,Number</u>	<u>Occupant Or Owner Name And Address,Property Use</u>	<u>Deaths</u>	<u>Dollar Loss</u>
--------------------	--	---------------	--------------------

### NFPA Part III: Fire And Incident Type Breakdown

**A: Structure Fires By Fixed Property Use**

	<u>Number</u>	<u>Deaths</u>	<u>Injury</u>	<u>Dollar Loss</u>
1. Private Dwellings (1 or 2 Family)	0	0	0	0
2. Apartments (3 or More Families)	0	0	0	0
3. Hotels and Motels	0	0	0	0
4. All Other Residential	0	0	0	0
<b>5. TOTAL RESIDENTIAL FIRES</b>	<b>0</b>	<b>0</b>	<b>0</b>	<b>0</b>
6. Public Assembly	0	0	0	0
7. Schools and Colleges	0	0	0	0
8. Health Care and Penal Institutions	0	0	0	0
9. Stores and Offices	0	0	0	0
10. Industry, Utility, Defense, Laboratories	0	0	0	0
11. Storage in Structures	0	0	0	0
12. Other Structures	0	0	0	0
<b>13. TOTAL STRUCTURE FIRES</b>	<b>0</b>	<b>0</b>	<b>0</b>	<b>0</b>

**B: Other Fires And Incidents**

14a. Fires in Highway Vehicles	0	0	0	0
14b. Fires in Other Vehicles	0	0	0	0
15. Fires Outside of Structures With Value Involved	0	0	0	0
16. Fires Outside of Structures With No Value Involved	0	0	0	0
17. Fires in Rubbish	0	0	0	0
18. All Other Fires	0	0	0	0
<b>19. TOTALS FOR ALL FIRES</b>	<b>0</b>	<b>0</b>	<b>0</b>	<b>0</b>
20. Rescue, Emergency Medical Responses	10	0	0	0
21. False Alarm Responses	13	0	0	0
22. Mutual Aid	0	0	0	0
23a. Hazmat Responses	2	0	0	0
23b. Other Hazardous Conditions	3	0	0	0
24. All Other Responses	26	0	0	0
<b>25. TOTAL FOR ALL INCIDENTS</b>	<b>54</b>	<b>0</b>	<b>0</b>	<b>0</b>

## NFPA Part IV: False Alarm Responses

**Type Of Call**

	<u>Number</u>
1. Malicious, Mischievous Fall Call	0
2. System Malfunction	6
3. Unintentional	7
4. Other False Alarms	0

## NFPA Part V: Intentionally Set Fires

**Type Of Fire**

	<u>Number</u>	<u>Deaths</u>	<u>Injury</u>	<u>Dollar Loss</u>
1. Structure Fires Intentionally Set	0	0	0	0
2. Vehicle Fires Intentionally Set	0	0	0	0

## NFPA Part VI: Fire Fighter Injuries

Total Number of Fire Fighters Exposed to Infectious Diseases: 0

Total Number of Fire Fighters Exposed to Hazardous Conditions: 0

Total Number of Fire Fighters With Non-Fatal Injuries (Not Exposures): 0

**Fire Fighters With Non-Fatal Injuries (Not Exposures) By Duty And Injury**

**Ayer Fire Department**  
**Incident Analysis**  
From 03/01/2024 Thru 03/31/2024

Page: 3  
Printed: 04/12/2024

<u>Nature Of Injury</u>	<u>Resp./Ret.</u>	<u>At Fire</u>	<u>At Non-Fire</u>	<u>Training</u>	<u>Other Duty</u>
1. Burns	0	0	0	0	0
2a. Smoke or Gas Inhalation	0	0	0	0	0
2b. Other Respiratory Distress	0	0	0	0	0
3. Burns and Smoke Inhalation	0	0	0	0	0
4. Wound, Cut Bleeding, Bruise	0	0	0	0	0
5. Dislocation, Fracture	0	0	0	0	0
6. Heart Attack or Stroke	0	0	0	0	0
7. Strain, Sprain, Muscular Pain	0	0	0	0	0
8. Thermal Stress	0	0	0	0	0
9. Other	0	0	0	0	0
10. TOTAL	0	0	0	0	0

**Fire Fighters With Non-Fatal Injuries (Not Exposures) Causes At Fireground**

Exposure to Fire Products: 0  
Exposure to Chemicals or Radiation: 0  
Fall, Jump, Slip, Trip: 0  
Overexertion, Strain: 0  
Contact with Object: 0  
Struck by: 0  
Extreme Weather: 0  
Other: 0

Total Number of Injuries Resulted In Lost Time: 0  
Total Number of Shifts Lost as a Result of These Injuries: 0

**Fire Department Vehicle Accidents**

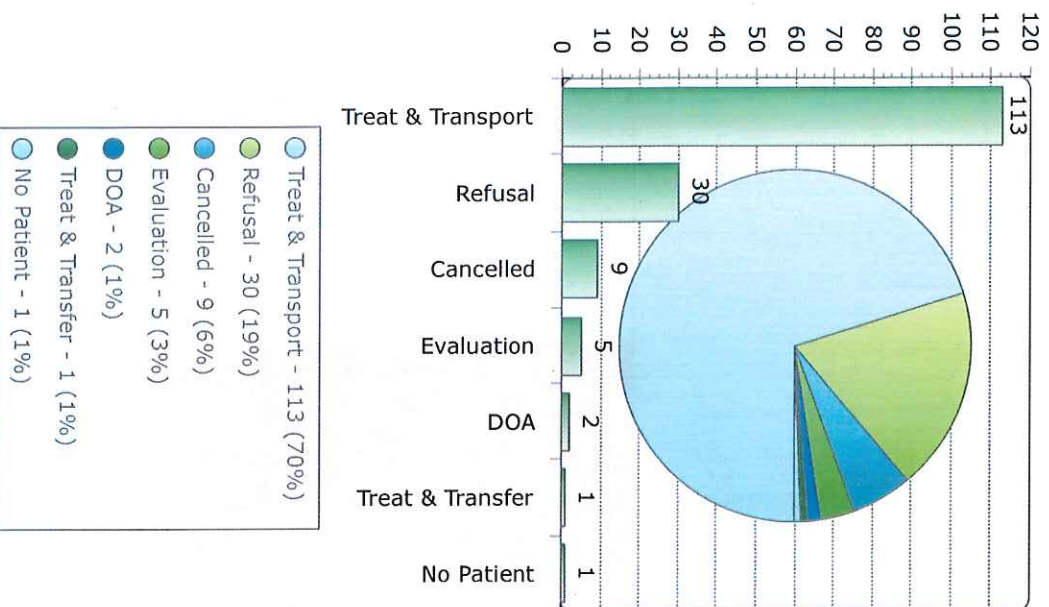
Accidents Involving Emergency Vehicles: 0  
Resulting Firefighter Injuries: 0  
  
Accidents Involving Personal Vehicles: 0  
Resulting Firefighter Injuries: 0

For Districts: All  
For Situations: All  
For Jurisdictions: 01  
For Street(s): All  
For Location: All

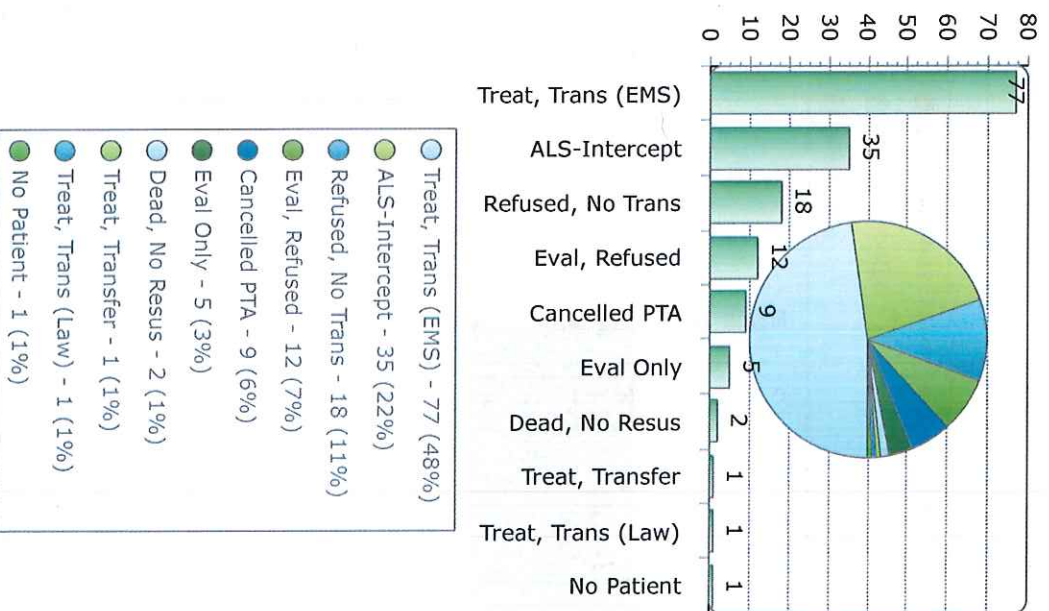


## Dashboard - Disposition Dashboard

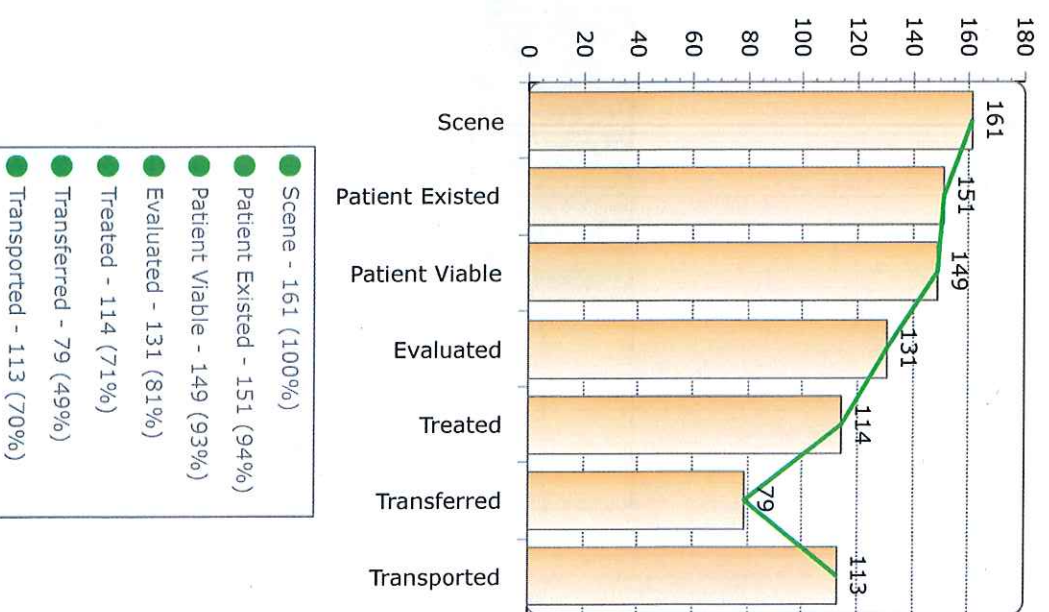
### Disposition Group



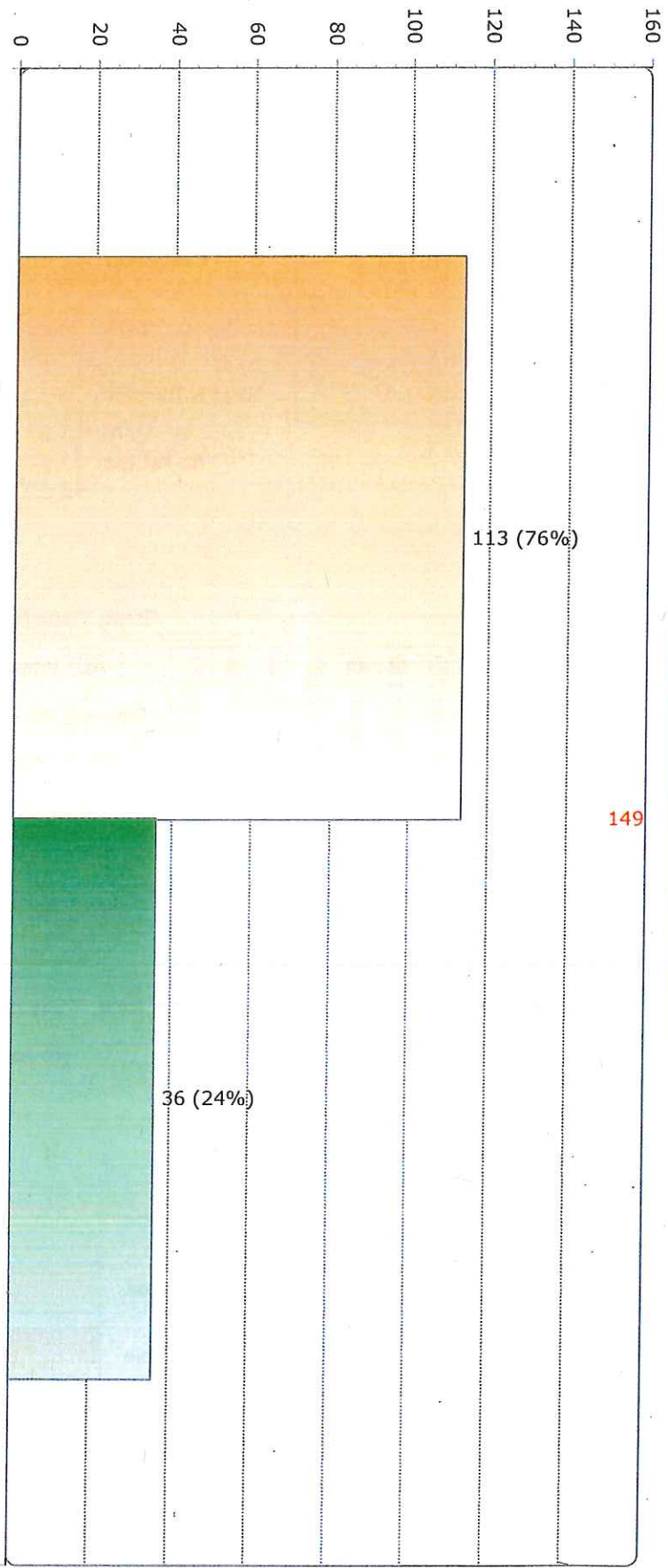
### Disposition



### Disposition Category



Transport / Non-Transport Trend



March 2024

- Transports
- Non-Transports
- Total Incidents (viable patients only)

3/1/2024 12:00:00 AM To 3/31/2024 11:59:59 PM